



# 2023 Round 7 : December 1 - 3

## The Bend Motorsports Park



ASBK.COM.AU f t i y

Date: 02/12/23  
 Event: Q04  
 Weather: Cloudy - Temp: 17.7C  
 Track: Dry - Temp: 21.5C

### bLU cRU OCEANIA JUNIOR CUP Qualifying 1

Started at: 10:00:01  
 Laps: 15 Min  
 Starters: 19  
 Posted at: 10:20

### PROVISIONAL CLASSIFICATION

Pos	No	Name	Machine	Fastest Lap	On Lap	Behind Leader	Behind Prev	Top Speed
1	74	Bodie PAIGE (QLD) / bLU cRU Yamaha / FIM Oceania / MA / Ricondi / Yamalube / Dunlop / Shark	Yamaha YZF-R15	2:31.775	5 of 5			150
2	48	Valentino KNEZOVIC (NSW) / bLU cRU Yamaha / FIM Oceania / MA / Ricondi / Yamalube / Dunlop / Shark	Yamaha YZF-R15	2:31.981	5 of 5	.206	.206	151
3	40	Hunter CORNEY (QLD) / bLU cRU Yamaha / FIM Oceania / MA / Ricondi / Yamalube / Dunlop / Shark	Yamaha YZF-R15	2:32.247	5 of 5	.472	.266	150
4	69	Archie SCHMIDT (SA) / bLU cRU Yamaha / FIM Oceania / MA / Ricondi / Yamalube / Dunlop / Shark	Yamaha YZF-R15	2:32.376	5 of 5	.601	.129	154
5	55	Jake PAIGE (QLD) / bLU cRU Yamaha / FIM Oceania / MA / Ricondi / Yamalube / Dunlop / Shark	Yamaha YZF-R15	2:32.625	4 of 5	.850	.249	151
6	42	Riley NAUTA (QLD) / bLU cRU Yamaha / FIM Oceania / MA / Ricondi / Yamalube / Dunlop / Shark	Yamaha YZF-R15	2:33.363	3 of 5	1.588	.738	154
7	26	Oscar LEWIS (NSW) / bLU cRU Yamaha / FIM Oceania / MA / Ricondi / Yamalube / Dunlop / Shark	Yamaha YZF-R15	2:33.526	5 of 5	1.751	.163	153
8	36	Rikki HENRY (SA) / bLU cRU Yamaha / FIM Oceania / MA / Ricondi / Yamalube / Dunlop / Shark	Yamaha YZF-R15	2:35.341	5 of 5	3.566	1.815	152
9	17	Haydn FORDYCE (VIC) / bLU cRU Yamaha / FIM Oceania / MA / Ricondi / Yamalube / Dunlop / Shark	Yamaha YZF-R15	2:35.392	3 of 4	3.617	.051	150
10	20	Isaac AYAD (NSW) / bLU cRU Yamaha / FIM Oceania / MA / Ricondi / Yamalube / Dunlop / Shark	Yamaha YZF-R15	2:35.582	3 of 5	3.807	.190	154
11	61	Ella McCAUSLAND (VIC) / bLU cRU Yamaha / FIM Oceania / MA / Ricondi / Yamalube / Dunlop / Shark	Yamaha YZF-R15	2:35.893	5 of 5	4.118	.311	150
12	18	Elijah ANDREW (NSW) / bLU cRU Yamaha / FIM Oceania / MA / Ricondi / Yamalube / Dunlop / Shark	Yamaha YZF-R15	2:36.121	3 of 5	4.346	.228	150
13	73	Hunter CHARLETT (VIC) / bLU cRU Yamaha / FIM Oceania / MA / Ricondi / Yamalube / Dunlop / Shark	Yamaha YZF-R15	2:36.163	3 of 5	4.388	.042	153
14	77	Connor LEWIS (NSW) / bLU cRU Yamaha / FIM Oceania / MA / Ricondi / Yamalube / Dunlop / Shark	Yamaha YZF-R15	2:36.388	5 of 5	4.613	.225	152
15	37	Alexander CODEY (NSW) / bLU cRU Yamaha / FIM Oceania / MA / Ricondi / Yamalube / Dunlop / Shark	Yamaha YZF-R15	2:36.404	3 of 5	4.629	.016	151
16	31	Ethan JOHNSON (VIC) / bLU cRU Yamaha / FIM Oceania / MA / Ricondi / Yamalube / Dunlop / Shark	Yamaha YZF-R15	2:36.657	4 of 5	4.882	.253	149
17	16	Rossi McADAM (WA) / bLU cRU Yamaha / FIM Oceania / MA / Ricondi / Yamalube / Dunlop / Shark	Yamaha YZF-R15	2:36.699	4 of 5	4.924	.042	150
18	11	Nikolas LAZOS (VIC) / bLU cRU Yamaha / FIM Oceania / MA / Ricondi / Yamalube / Dunlop / Shark	Yamaha YZF-R15	2:36.723	4 of 5	4.948	.024	150
19	23	Jed FYFFE (NSW) / bLU cRU Yamaha / FIM Oceania / MA / Ricondi / Yamalube / Dunlop / Shark	Yamaha YZF-R15	2:36.806	4 of 5	5.031	.083	150

New qualifying record for OJC class - Previous: 2:32.165 by Ryan LARKIN (VIC) on a Yamaha YZF-R15 set on 26/11/22

\*\*\* Indicative qualifying time - 2:49.988 \*\*\*

The results are provisional until the end of the time limit for protests and appeals.

Chief Timekeeper - Scott Lain

Race Director - Tom Williams



www.computime.com.au  
 COMPUTIME RACE TIMING SYSTEMS PTY LTD



# 2023 Round 7 : December 1 - 3

## The Bend Motorsports Park



ASBK.COM.AU f t i y

### bLU cRU OCEANIA JUNIOR CUP Qualifying 1

Date: 02/12/23  
Event: Q04  
Weather: Cloudy - Temp: 17.7C  
Track: Dry - Temp: 21.5C

Started at: 10:00:01  
Laps: 15 Min  
Starters: 19  
Posted at: 10:20


### PROVISIONAL LAP TIMES

No	Name	Lap 1	Lap 2	Lap 3	Lap 4	Lap 5
11	Nikolas LAZOS (VIC)	2:38.140	2:41.977	2:38.111	<b>2:36.723</b>	2:37.650
16	Rossi McADAM (WA)	2:37.017	2:39.652	2:36.767	<b>2:36.699</b>	2:38.598
17	Haydn FORDYCE (VIC)	2:37.562	2:37.363	<b>2:35.392</b>	2:37.878	
18	Elijah ANDREW (NSW)	2:37.997	2:36.908	<b>2:36.121</b>	2:36.337	2:36.347
20	Isaac AYAD (NSW)	2:37.757	2:38.411	<b>2:35.582</b>	2:37.374	2:37.044
23	Jed FYFFE (NSW)	2:39.300	2:38.869	2:38.001	<b>2:36.806</b>	2:37.140
26	Oscar LEWIS (NSW)	2:36.061	2:43.241	2:36.171	2:34.813	<b>2:33.526</b>
31	Ethan JOHNSON (VIC)	2:38.477	2:40.242	2:37.305	<b>2:36.657</b>	2:37.666
36	Rikki HENRY (SA)	2:37.800	2:39.580	2:36.896	2:35.785	<b>2:35.341</b>
37	Alexander CODEY (NSW)	2:38.140	2:40.252	<b>2:36.404</b>	2:37.423	2:36.599
40	Hunter CORNEY (QLD)	2:36.734	2:37.268	2:33.643	2:32.457	<b>2:32.247</b>
42	Riley NAUTA (QLD)	2:36.145	2:34.829	<b>2:33.363</b>	2:34.572	2:45.128
48	Valentino KNEZOVIC (NSW)	2:34.780	2:34.118	2:33.018	2:32.725	<b>2:31.981</b>
55	Jake PAIGE (QLD)	2:34.876	2:35.176	2:33.348	<b>2:32.625</b>	2:34.103
61	Ella McCAUSLAND (VIC)	2:36.197	2:36.654	2:37.059	2:37.015	<b>2:35.893</b>
69	Archie SCHMIDT (SA)	2:34.041	2:34.630	2:33.097	2:32.880	<b>2:32.376</b>
73	Hunter CHARLETT (VIC)	2:38.149	2:38.470	<b>2:36.163</b>	2:36.424	2:36.647
74	Bodie PAIGE (QLD)	2:34.579	2:34.186	2:33.433	2:32.249	<b>2:31.775</b>
77	Connor LEWIS (NSW)	2:40.450	2:38.547	2:38.119	2:36.429	<b>2:36.388</b>

\*\*\* Indicative qualifying time - 2:49.988 \*\*\*

The results are provisional until the end of the time limit for protests and appeals.

  
Chief Timekeeper - Scott Lain

  
Race Director - Tom Williams



[www.computime.com.au](http://www.computime.com.au)  
COMPUTIME RACE TIMING SYSTEMS PTY LTD



2023

Round 7 : December 1 - 3



The Bend Motorsports Park



ASBK.COM.AU f t i y

bLU cRU OCEANIA JUNIOR CUP

Qualifying 1

Date: 02/12/23  
 Event: Q04  
 Weather: Cloudy - Temp: 17.7C  
 Track: Dry - Temp: 21.5C

Started at: 10:00:01  
 Laps: 15 Min  
 Starters: 19  
 Posted at: 10:20

## PROVISIONAL SECTOR TIMES

Lap	Sector 1	Sector 2	Sector 3	Sector 4	Lap Time	Spd	Lap	Sector 1	Sector 2	Sector 3	Sector 4	Lap Time	Spd
<b>11 Nikolas LAZOS (VIC) (18th)</b>													
1	47.758	45.885	40.685	40.693	2:55.021	68	3	35.688	45.091	38.811	39.279	2:38.869	150
2	35.723	44.410	38.242	39.765	2:38.140	148	4	35.056	45.347	38.348	<b>39.250</b>	2:38.001	148
3	36.627	46.272	39.542	39.536	2:41.977	147	5	<b>34.941</b>	44.241	38.373	39.251	<b>2:36.806</b>	150
4	35.129	45.041	38.575	39.366	2:38.111	150	6	35.071	<b>44.169</b>	<b>38.042</b>	39.858	2:37.140	148
5	<b>34.913</b>	<b>44.302</b>	<b>38.238</b>	39.270	<b>2:36.723</b>	149	<b>26 Oscar LEWIS (NSW) (7th)</b>						
6	35.169	44.891	38.428	<b>39.162</b>	2:37.650	149	1	50.817	45.928	38.486	40.192	2:55.423	103
<b>16 Rossi McADAM (WA) (17th)</b>													
1	43.610	45.802	39.384	39.067	2:47.863	93	2	34.544	44.588	37.861	39.068	2:36.061	151
2	34.992	44.463	38.281	39.281	2:37.017	149	3	39.044	45.603	39.032	39.562	2:43.241	153
3	36.200	45.376	38.324	39.752	2:39.652	147	4	35.029	44.761	37.328	39.053	2:36.171	147
4	35.505	<b>44.225</b>	37.838	<b>39.199</b>	2:36.767	145	5	34.688	44.220	37.266	38.639	2:34.813	147
5	<b>34.378</b>	44.863	37.925	39.533	<b>2:36.699</b>	150	6	<b>34.447</b>	<b>44.085</b>	<b>36.723</b>	<b>38.271</b>	<b>2:33.526</b>	148
6	34.915	44.874	<b>37.479</b>	41.330	2:38.598	145	<b>31 Ethan JOHNSON (VIC) (16th)</b>						
<b>17 Haydn FORDYCE (VIC) (9th)</b>													
1	44.648	46.892	39.139	39.924	2:50.603	90	1	49.923	46.729	39.554	40.315	2:56.521	105
2	35.084	44.558	38.389	39.531	2:37.562	150	2	35.513	45.036	38.351	39.577	2:38.477	149
3	35.374	45.069	38.056	<b>38.864</b>	2:37.363	149	3	36.020	45.455	39.338	39.429	2:40.242	148
4	<b>34.672</b>	<b>44.455</b>	<b>37.310</b>	38.955	<b>2:35.392</b>	149	4	35.520	44.689	37.961	39.135	2:37.305	148
5	34.722	44.502	38.166	40.488	2:37.878	147	5	<b>35.012</b>	<b>44.605</b>	<b>37.606</b>	39.434	<b>2:36.657</b>	149
<b>18 Elijah ANDREW (NSW) (12th)</b>													
1	37.088	47.511	40.319	39.741	2:44.659	101	6	35.227	45.400	37.949	<b>39.090</b>	2:37.666	146
2	35.144	45.281	37.995	39.577	2:37.997	150	<b>36 Rikki HENRY (SA) (8th)</b>						
3	35.320	44.972	37.803	38.813	2:36.908	150	1	36.829	47.370	39.968	39.672	2:43.839	104
4	<b>34.696</b>	<b>44.346</b>	37.950	39.129	<b>2:36.121</b>	150	2	35.456	44.717	38.156	39.471	2:37.800	146
5	34.823	44.594	37.897	39.023	2:36.337	148	3	35.738	45.187	39.224	39.431	2:39.580	152
6	34.935	45.032	<b>37.770</b>	<b>38.610</b>	2:36.347	147	4	35.109	44.510	38.322	38.955	2:36.896	149
<b>20 Isaac AYAD (NSW) (10th)</b>													
1	45.117	45.856	39.539	39.627	2:50.139	88	5	<b>34.711</b>	<b>44.223</b>	38.045	38.806	2:35.785	148
2	35.318	44.658	38.285	39.496	2:37.757	151	6	34.829	44.368	<b>37.780</b>	<b>38.364</b>	<b>2:35.341</b>	149
3	35.800	45.237	38.129	39.245	2:38.411	148	<b>37 Alexander CODEY (NSW) (15th)</b>						
4	34.584	44.444	37.800	<b>38.754</b>	<b>2:35.582</b>	154	1	52.566	46.313	38.861	39.344	2:57.084	102
5	<b>34.528</b>	<b>44.361</b>	37.970	40.515	2:37.374	151	2	35.291	44.780	38.427	39.642	2:38.140	148
6	34.927	<b>44.361</b>	<b>37.649</b>	40.107	2:37.044	149	3	35.530	45.483	39.722	39.517	2:40.252	149
<b>23 Jed FYFFE (NSW) (19th)</b>													
1	39.659	46.194	39.972	40.771	2:46.596	100	4	<b>35.018</b>	<b>44.282</b>	37.910	39.194	<b>2:36.404</b>	151
<b>40 Hunter CORNEY (QLD) (3rd)</b>													
1	36.423	47.927	40.134	39.526	2:44.010	102	5	35.047	45.013	37.919	39.444	2:37.423	145
2	34.946	44.773	37.907	39.108	2:36.734	146	6	35.265	44.937	<b>37.594</b>	<b>38.803</b>	2:36.599	145

Chief Timekeeper - Scott Lain

Race Director - Tom Williams



www.computime.com.au  
 COMPUTIME RACE TIMING SYSTEMS PTY LTD





# 2023 Round 7 : December 1 - 3

## The Bend Motorsports Park



ASBK.COM.AU f t i y

### bLU cRU OCEANIA JUNIOR CUP

#### Qualifying 1

Date: 02/12/23  
 Event: Q04  
 Weather: Cloudy - Temp: 17.7C  
 Track: Dry - Temp: 21.5C

Started at: 10:00:01  
 Laps: 15 Min  
 Starters: 19  
 Posted at: 10:20

#### PROVISIONAL SECTOR TIMES

Lap	Sector 1	Sector 2	Sector 3	Sector 4	Lap Time	Spd	Lap	Sector 1	Sector 2	Sector 3	Sector 4	Lap Time	Spd
3	36.757	44.538	37.652	38.321	2:37.268	145	6	34.814	44.779	<b>37.292</b>	<b>39.008</b>	<b>2:35.893</b>	148
4	34.414	44.229	36.985	<b>38.015</b>	2:33.643	149							
5	33.917	<b>43.487</b>	36.730	38.323	2:32.457	150	<b>69 Archie SCHMIDT (SA) (4th)</b>						
6	<b>33.841</b>	43.501	<b>36.398</b>	38.507	<b>2:32.247</b>	150	1	45.727	44.058	38.845	38.523	2:47.153	68
<b>42 Riley NAUTA (QLD) (6th)</b>							2	35.216	43.459	36.691	38.675	2:34.041	154
1	51.484	45.870	38.192	39.446	2:54.992	107	3	34.700	44.475	37.248	38.207	2:34.630	149
2	35.160	44.576	37.510	38.899	2:36.145	148	4	34.858	43.598	36.712	37.929	2:33.097	146
3	35.015	44.144	37.380	<b>38.290</b>	2:34.829	148	5	<b>34.555</b>	<b>43.434</b>	36.638	38.253	2:32.880	147
4	<b>34.338</b>	43.556	<b>37.145</b>	38.324	<b>2:33.363</b>	154	6	34.861	43.713	<b>36.201</b>	<b>37.601</b>	<b>2:32.376</b>	145
5	34.409	<b>43.494</b>	37.456	39.213	2:34.572	148	<b>73 Hunter CHARLETT (VIC) (13th)</b>						
6	35.857	47.178	40.214	41.879	2:45.128	147	1	44.899	46.289	38.842	40.207	2:50.237	93
<b>48 Valentino KNEZOVIC (NSW) (2nd)</b>							2	35.856	44.307	38.775	39.211	2:38.149	149
1	47.672	45.060	37.438	39.060	2:49.230	101	3	35.848	44.866	38.771	<b>38.985</b>	2:38.470	147
2	35.406	43.663	37.001	38.710	2:34.780	145	4	35.029	44.790	<b>37.269</b>	39.075	<b>2:36.163</b>	150
3	<b>34.468</b>	44.230	37.229	38.191	2:34.118	151	5	<b>34.802</b>	44.467	37.713	39.442	2:36.424	153
4	34.619	43.673	36.452	38.274	2:33.018	149	6	35.586	<b>43.924</b>	37.523	39.614	2:36.647	147
5	35.021	43.512	<b>36.349</b>	37.843	2:32.725	145	<b>74 Bodie PAIGE (QLD) (1st)</b>						
6	34.658	<b>43.164</b>	36.380	<b>37.779</b>	<b>2:31.981</b>	145	1	46.916	44.418	38.462	39.437	2:49.233	66
<b>55 Jake PAIGE (QLD) (5th)</b>							2	35.109	43.798	36.863	38.809	2:34.579	145
1	43.086	45.617	38.881	38.361	2:45.945	93	3	34.795	43.764	36.880	38.747	2:34.186	148
2	34.814	43.887	37.599	38.576	2:34.876	148	4	34.938	43.329	36.748	38.418	2:33.433	150
3	35.247	44.423	37.250	38.256	2:35.176	145	5	<b>34.505</b>	<b>42.959</b>	36.360	38.425	2:32.249	147
4	34.511	43.916	36.699	38.222	2:33.348	146	6	34.506	43.098	<b>35.984</b>	<b>38.187</b>	<b>2:31.775</b>	146
5	<b>34.408</b>	<b>43.261</b>	36.844	<b>38.112</b>	<b>2:32.625</b>	151	<b>77 Connor LEWIS (NSW) (14th)</b>						
6	34.619	43.926	<b>36.287</b>	39.271	2:34.103	147	1	41.424	47.747	39.918	40.188	2:49.277	103
<b>61 Ella McCausland (VIC) (11th)</b>							2	35.957	44.775	39.490	40.228	2:40.450	146
1	51.596	45.924	38.922	39.057	2:55.499	105	3	35.777	45.112	38.039	39.619	2:38.547	147
2	34.853	44.506	37.750	39.088	2:36.197	150	4	35.232	45.377	37.803	39.707	2:38.119	148
3	<b>34.739</b>	<b>44.451</b>	38.005	39.459	2:36.654	150	5	34.925	<b>44.511</b>	37.741	<b>39.252</b>	2:36.429	149
4	34.949	45.281	37.545	39.284	2:37.059	148	6	<b>34.726</b>	44.727	<b>37.564</b>	39.371	<b>2:36.388</b>	152
5	35.015	45.102	37.599	39.299	2:37.015	147							

\*\*\* Indicative qualifying time - 2:49.988 \*\*\*

The results are provisional until the end of the time limit for protests and appeals.

*Scott Lain*  
 Chief Timekeeper - Scott Lain

*Tom Williams*  
 Race Director - Tom Williams



www.computime.com.au  
 COMPUTIME RACE TIMING SYSTEMS PTY LTD





# 2023 Round 7 : December 1 - 3

## The Bend Motorsports Park



ASBK.COM.AU

### bLU cRU OCEANIA JUNIOR CUP Qualifying 1

Date: 02/12/23  
Event: Q04  
Weather: Cloudy - Temp: 17.7C  
Track: Dry - Temp: 21.5C

Started at: 10:00:01  
Laps: 15 Min  
Starters: 19  
Posted at: 10:20

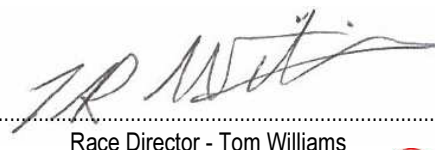
### PROVISIONAL FASTEST LAPS SEQUENCE

Race Time	No	Name	Machine	Fastest Lap	On Lap
5:20.744	40	Hunter CORNEY (QLD)	Yamaha YZF-R15	2:36.734	1
5:20.821	55	Jake PAIGE (QLD)	Yamaha YZF-R15	2:34.876	1
5:21.194	69	Archie SCHMIDT (SA)	Yamaha YZF-R15	2:34.041	1
10:28.921	69	Archie SCHMIDT (SA)	Yamaha YZF-R15	2:33.097	3
10:31.146	48	Valentino KNEZOVIC (NSW)	Yamaha YZF-R15	2:33.018	3
13:01.801	69	Archie SCHMIDT (SA)	Yamaha YZF-R15	2:32.880	4
13:01.970	55	Jake PAIGE (QLD)	Yamaha YZF-R15	2:32.625	4
13:03.680	74	Bodie PAIGE (QLD)	Yamaha YZF-R15	2:32.249	4
15:35.455	74	Bodie PAIGE (QLD)	Yamaha YZF-R15	2:31.775	5

\*\*\* Indicative qualifying time - 2:49.988 \*\*\*

The results are provisional until the end of the time limit for protests and appeals.

  
Chief Timekeeper - Scott Lain

  
Race Director - Tom Williams



[www.computime.com.au](http://www.computime.com.au)  
COMPUTIME RACE TIMING SYSTEMS PTY LTD



2023

Round 7 : December 1 - 3



The Bend Motorsports Park



ASBK.COM.AU f t i y

bLU cRU OCEANIA JUNIOR CUP

Qualifying 1

Date: 02/12/23  
 Event: Q04  
 Weather: Cloudy - Temp: 17.7C  
 Track: Dry - Temp: 21.5C

Started at: 10:00:01  
 Laps: 15 Min  
 Starters: 19  
 Posted at: 10:20


## PROVISIONAL BEST SECTOR TIMES

Pos	Sector 1		Sector 2		Sector 3		Sector 4		Lap		
	Name	Time	Name	Time	Name	Time	Name	Time	Name	Ideal	Fastest
1	H. CORNEY	33.841	B. PAIGE	42.959	B. PAIGE	35.984	A. SCHMIDT	37.601	B. PAIGE	2:31.635	2:31.775
2	R. NAUTA	34.338	V. KNEZOVIC	43.164	A. SCHMIDT	36.201	V. KNEZOVIC	37.779	H. CORNEY	2:31.741	2:32.247
3	R. McADAM	34.378	J. PAIGE	43.261	J. PAIGE	36.287	H. CORNEY	38.015	V. KNEZOVIC	2:31.760	2:31.981
4	J. PAIGE	34.408	A. SCHMIDT	43.434	V. KNEZOVIC	36.349	J. PAIGE	38.112	A. SCHMIDT	2:31.791	2:32.376
5	O. LEWIS	34.447	H. CORNEY	43.487	H. CORNEY	36.398	B. PAIGE	38.187	J. PAIGE	2:32.068	2:32.625
6	V. KNEZOVIC	34.468	R. NAUTA	43.494	O. LEWIS	36.723	O. LEWIS	38.271	R. NAUTA	2:33.267	2:33.363
7	B. PAIGE	34.505	H. CHARLETT	43.924	R. NAUTA	37.145	R. NAUTA	38.290	O. LEWIS	2:33.526	2:33.526
8	I. AYAD	34.528	O. LEWIS	44.085	H. CHARLETT	37.269	R. HENRY	38.364	H. CHARLETT	2:34.980	2:36.163
9	A. SCHMIDT	34.555	J. FYFFE	44.169	E. McCAUSLA	37.292	E. ANDREW	38.610	R. HENRY	2:35.078	2:35.341
10	H. FORDYCE	34.672	R. HENRY	44.223	H. FORDYCE	37.310	I. AYAD	38.754	R. McADAM	2:35.281	2:36.699
11	E. ANDREW	34.696	R. McADAM	44.225	R. McADAM	37.479	A. CODEY	38.803	I. AYAD	2:35.292	2:35.582
12	R. HENRY	34.711	A. CODEY	44.282	C. LEWIS	37.564	H. FORDYCE	38.864	H. FORDYCE	2:35.301	2:35.392
13	C. LEWIS	34.726	N. LAZOS	44.302	A. CODEY	37.594	H. CHARLETT	38.985	E. ANDREW	2:35.422	2:36.121
14	E. McCAUSLA	34.739	E. ANDREW	44.346	E. JOHNSON	37.606	E. McCAUSLA	39.008	E. McCAUSLA	2:35.490	2:35.893
15	H. CHARLETT	34.802	I. AYAD	44.361	I. AYAD	37.649	E. JOHNSON	39.090	A. CODEY	2:35.697	2:36.404
16	N. LAZOS	34.913	E. McCAUSLA	44.451	E. ANDREW	37.770	N. LAZOS	39.162	C. LEWIS	2:36.053	2:36.388
17	J. FYFFE	34.941	H. FORDYCE	44.455	R. HENRY	37.780	R. McADAM	39.199	E. JOHNSON	2:36.313	2:36.657
18	E. JOHNSON	35.012	C. LEWIS	44.511	J. FYFFE	38.042	J. FYFFE	39.250	J. FYFFE	2:36.402	2:36.806
19	A. CODEY	35.018	E. JOHNSON	44.605	N. LAZOS	38.238	C. LEWIS	39.252	N. LAZOS	2:36.615	2:36.723

\*\*\* Indicative qualifying time - 2:49.988 \*\*\*

The results are provisional until the end of the time limit for protests and appeals.


  
Chief Timekeeper - Scott Lain


  
Race Director - Tom Williams


www.computime.com.au

COMPUTIME RACE TIMING SYSTEMS PTY LTD





# 2023 Round 7 : December 1 - 3 The Bend Motorsports Park



ASBK.COM.AU f t i y

## bLU cRU OCEANIA JUNIOR CUP Qualifying 1

Date: 02/12/23  
Event: Q04  
Weather: Cloudy - Temp: 17.7C  
Track: Dry - Temp: 21.5C

Started at: 10:00:01  
Laps: 15 Min  
Starters: 19  
Posted at: 10:20

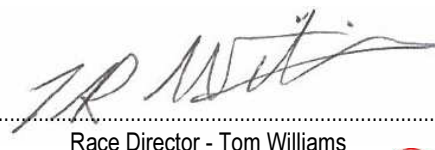
### PROVISIONAL RACE INFORMATION

Time	Description
10:00:01	Event Start
10:00:04	PIT EXIT OPEN
10:15:36	Chequered Flag
10:19:03	Event Finish

\*\*\* Indicative qualifying time - 2:49.988 \*\*\*

The results are provisional until the end of the time limit for protests and appeals.

  
.....  
Chief Timekeeper - Scott Lain

  
.....  
Race Director - Tom Williams



[www.computime.com.au](http://www.computime.com.au)  
COMPUTIME RACE TIMING SYSTEMS PTY LTD

